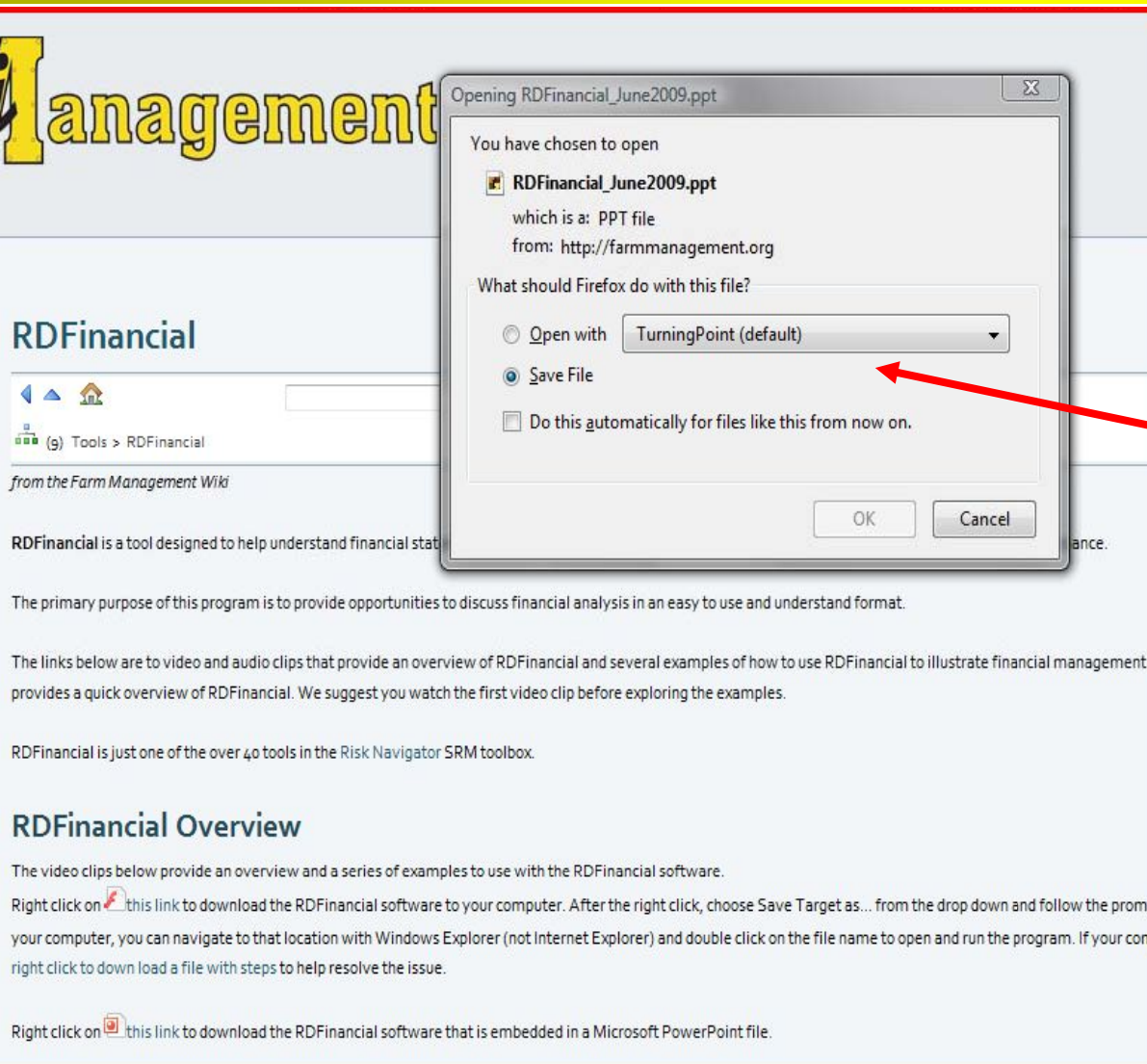


Access to RDFinancial Spreadsheet



The screenshot shows a web browser window displaying the RDFinancial website. The page title is "RDFinancial" and the URL is "http://farmmanagement.org". A dialog box titled "Opening RDFinancial_June2009.ppt" is overlaid on the page. The dialog box contains the following text:

You have chosen to open

- RDFinancial_June2009.ppt**
which is a: PPT file
from: http://farmmanagement.org

What should Firefox do with this file?

- Open with TurningPoint (default)
- Save File
- Do this automatically for files like this from now on.

Buttons: OK, Cancel

The background page content includes the following text:

Management


RDFinancial


from the Farm Management Wiki

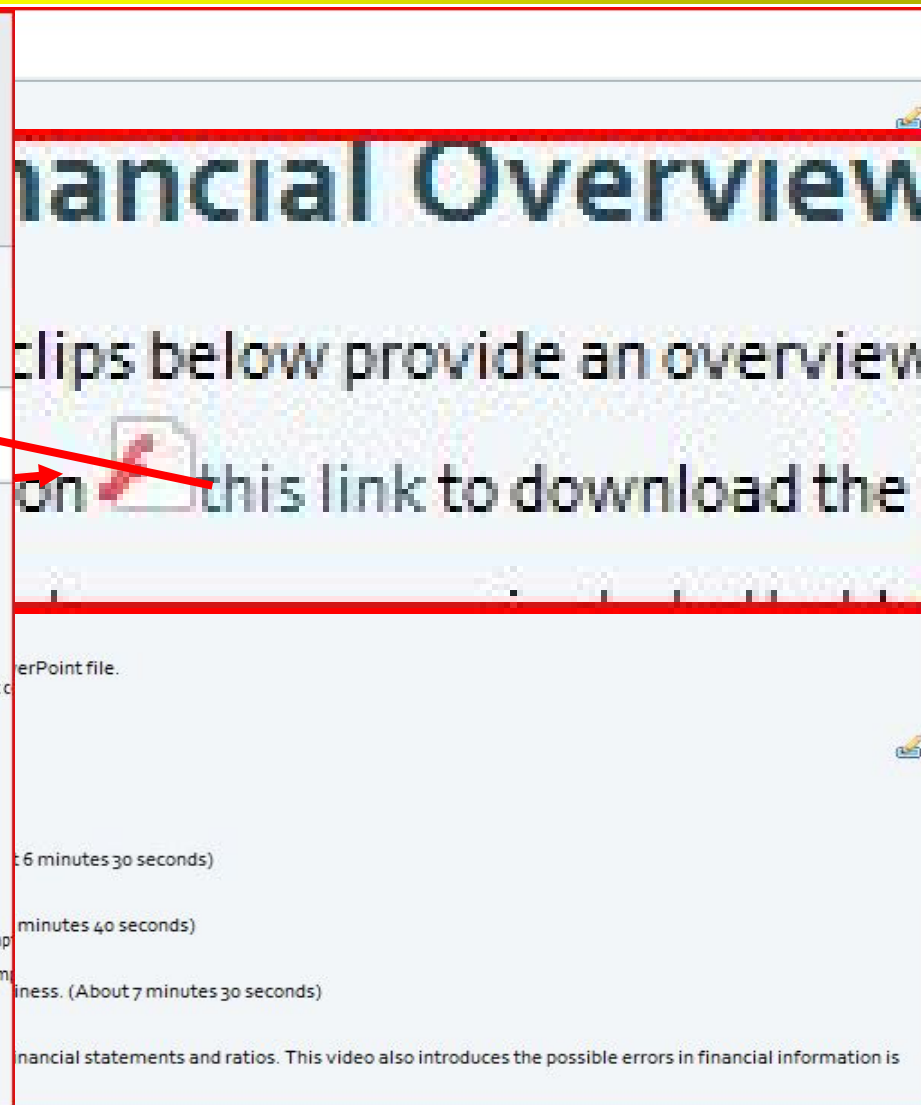
RDFinancial is a tool designed to help understand financial statements and ratios. The primary purpose of this program is to provide opportunities to discuss financial analysis in an easy to use and understand format. The links below are to video and audio clips that provide an overview of RDFinancial and several examples of how to use RDFinancial to illustrate financial management concepts. RDFinancial provides a quick overview of RDFinancial. We suggest you watch the first video clip before exploring the examples. RDFinancial is just one of the over 40 tools in the Risk Navigator SRM toolbox.

RDFinancial Overview


The video clips below provide an overview and a series of examples to use with the RDFinancial software.

Right click on  this link to download the RDFinancial software to your computer. After the right click, choose Save Target as... from the drop down and follow the prompts. After the software is downloaded to your computer, you can navigate to that location with Windows Explorer (not Internet Explorer) and double click on the file name to open and run the program. If your computer prompts you to download a file, right click to download a file with steps to help resolve the issue.

Right click on  this link to download the RDFinancial software that is embedded in a Microsoft PowerPoint file.



The screenshot shows a video player interface. The video title is "RDFinancial Overview". The video description includes the following text:

clips below provide an overview of RDFinancial. Right click on  this link to download the RDFinancial software to your computer. After the right click, choose Save Target as... from the drop down and follow the prompts. After the software is downloaded to your computer, you can navigate to that location with Windows Explorer (not Internet Explorer) and double click on the file name to open and run the program. If your computer prompts you to download a file, right click to download a file with steps to help resolve the issue.

erPoint file.

6 minutes 30 seconds)

minutes 40 seconds)

ness. (About 7 minutes 30 seconds)

financial statements and ratios. This video also introduces the possible errors in financial information is